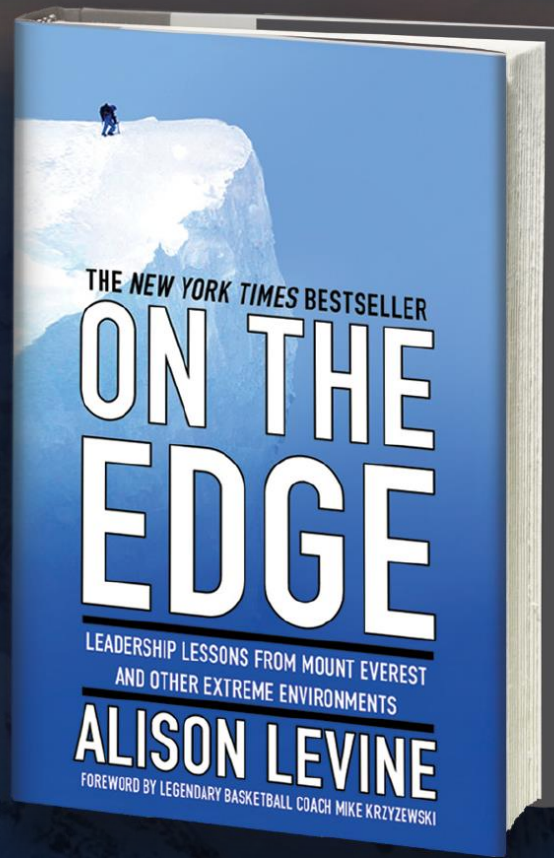


Alison Levine



@levine_alison

www.alisonlevine.com



@levine_alison

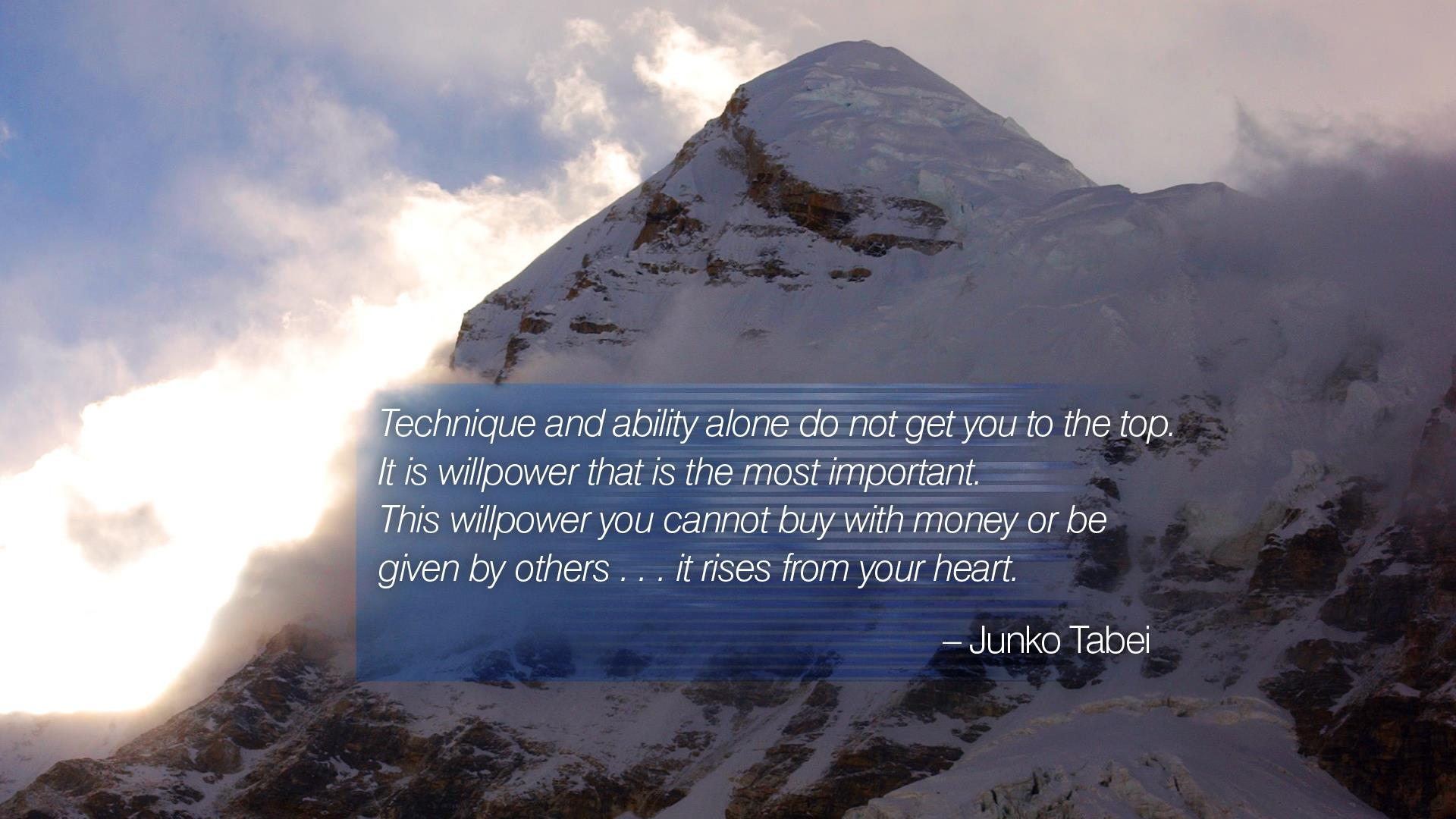
www.alisonlevine.com





CLICK FOR VIDEO

*American Women's
Everest Expedition*



*Technique and ability alone do not get you to the top.
It is willpower that is the most important.
This willpower you cannot buy with money or be
given by others . . . it rises from your heart.*

– Junko Tabei



no boundaries

EXPEDITION ON EVEREST

2002







SUMMIT 29,035 FT

CAMP 4 26,000 FT

CAMP 3 23,621 FT

CAMP 2 21,500 FT

CAMP 1 20,015 FT

BASE CAMP 17,585 FT



SUMMIT 29,035 FT

CAMP 4 26,000 FT

CAMP 3 23,621 FT

CAMP 2 21,500 FT

CAMP 1 20,015 FT

BASE CAMP 17,585 FT



SUMMIT 29,035 FT

CAMP 4 26,000 FT

CAMP 3 23,621 FT

CAMP 2 21,500 FT

CAMP 1 20,015 FT

BASE CAMP 17,585 FT





SUMMIT 29,035 FT

CAMP 4 26,000 FT

CAMP 3 23,621 FT

CAMP 2 21,500 FT

CAMP 1 20,015 FT

BASE CAMP 17,585 FT







SUMMIT 29,035 FT

CAMP 4 26,000 FT

CAMP 3 23,621 FT

CAMP 2 21,500 FT

CAMP 1 20,015 FT

BASE CAMP 17,585 FT



SUMMIT 29,035 FT

CAMP 4 26,000 FT

CAMP 3 23,621 FT

CAMP 2 21,500 FT

CAMP 1 20,015 FT

BASE CAMP 17,585 FT



SUMMIT 29,035 FT

CAMP 4 26,000 FT

CAMP 3 23,621 FT

CAMP 2 21,500 FT

CAMP 1 20,015 FT

BASE CAMP 17,585 FT



*“Backing **UP** is not the
same as backing **DOWN**”*

-- Alison Levine






BASE CAMP





Khumbu Icefall





20,000 FT / 7 LADDERS









A person in a blue helmet and orange gear is climbing a silver ladder that spans a gap between two towering, translucent blue ice walls. The scene is set against a clear, deep blue sky. A bright light source, possibly the sun, is visible on the right side of the frame, creating a strong glare and illuminating the ice. The person is positioned in the center of the ladder, looking towards the right. The ice walls are textured and show signs of being broken or cut, with sharp edges and deep shadows. The overall atmosphere is one of extreme cold and high-altitude adventure.

FEAR is okay...



FEAR is okay...

complacency **WILL KILL YOU**















EVERYONE *must be a leader*





ZERO *control*







If **YOU** want
to **SURVIVE...**



If **YOU** want
to **SURVIVE...**

...take **ACTION**
based on the **SITUATION**















South Summit 28,704 FT / 8,749 M





A SINGLE PERSON'S
*poor judgment
can bring down
the entire team*







calm \neq no risk







Meg Berté Owen



JANUARY 18, 1972 – OCTOBER 15, 2009

MEG BERTE OWEN







Geneva Spur





*we cannot **CONTROL**
the environment*



*we cannot **CONTROL**
the environment*

*we can **ONLY CONTROL**
our reaction*









Everest Summit 29,035 FT
COMPLETION OF ADVENTURE GRAND SLAM





Everest Summit 29,035 FT
COMPLETION OF ADVENTURE GRAND SLAM



An aerial photograph of a vast, snow-covered mountain range. The terrain is rugged and covered in deep snow, with some rocky outcrops visible. The sky is a clear, pale blue, and a large, dark shadow is cast across the upper portion of the image, likely from a mountain peak just out of frame. The overall mood is serene and majestic.

BE RELENTLESS

#KeepClimbing

THANK YOU!!!



@levine_alison

www.alisonlevine.com